

Project Title: **Vanderbilt University Course and Teaching Evaluations**Course Audience: **14**  
Responses Received: **4**  
Response Ratio: **28.57%**

---

**Report Comments**

The following is a report for an individual section of a class. Please do not distribute, print, or share this report except for administrative purposes.

Project Audience - Total number of students enrolled  
Responses Received - Number of evaluations submitted by students  
Response Ratio - Percent of enrolled students who submitted evaluations

If you have any questions about the evaluation system please contact [course.evaluations@vanderbilt.edu](mailto:course.evaluations@vanderbilt.edu).

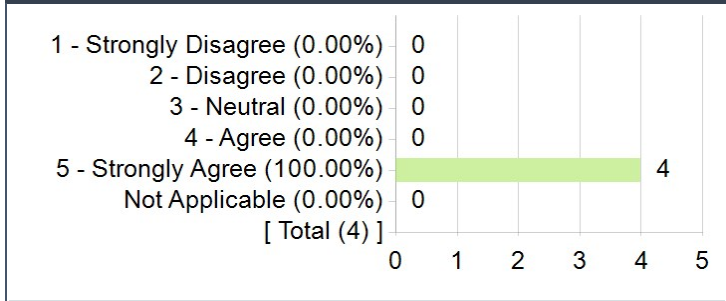
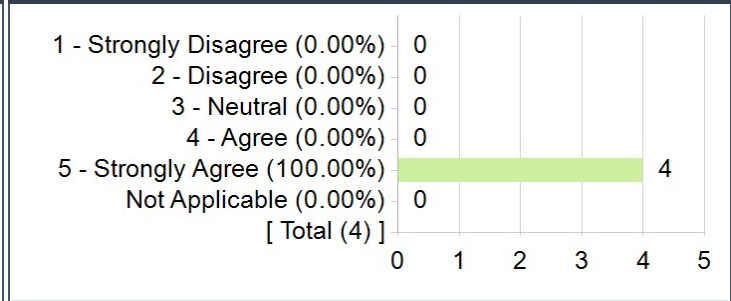
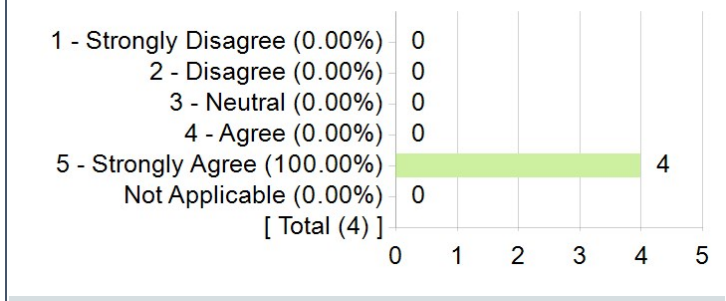
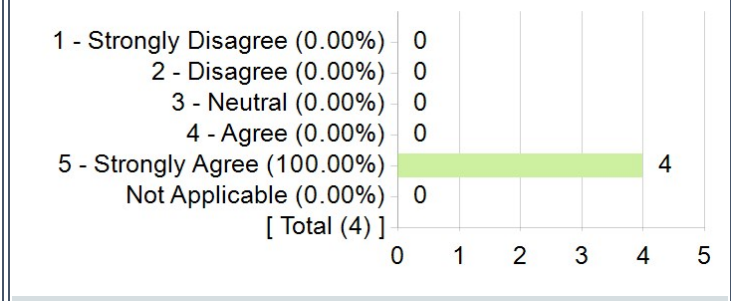
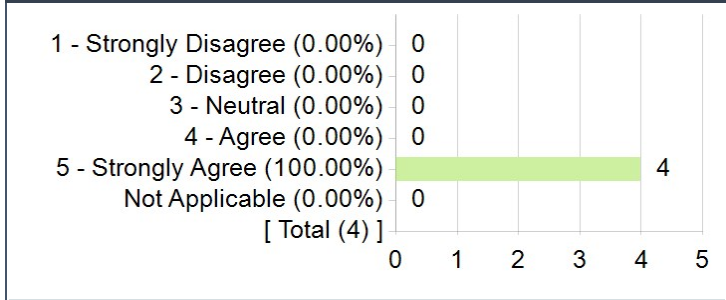
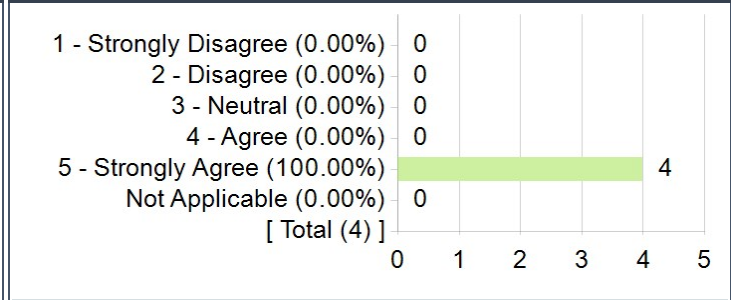
### Questions about the Instructor (Kevin Leach):

Question	This Class Section		Department (CS)		School (ENGIN)	
	Mean	Standard Deviation	Mean	Standard Deviation	Mean	Standard Deviation
The instructor helped me understand the core ideas and issues in this subject.	5.00	0.00	4.27	0.98	4.34	0.91
The instructor explained what was expected of me in the assignments and assessments for this course.	5.00	0.00	4.35	0.94	4.38	0.92
The instructor encouraged critical, original, or creative thinking.	5.00	0.00	4.27	0.99	4.36	0.91
The instructor demonstrated interest in students' learning.	5.00	0.00	4.39	0.94	4.47	0.85
The instructor used class time productively.	5.00	0.00	4.39	0.92	4.34	0.96
The instructor created a welcoming and inclusive classroom environment.	5.00	0.00	4.40	0.92	4.50	0.84
Overall, the instructor (Kevin Leach) was:	5.00	0.00	4.15	1.04	4.24	0.98

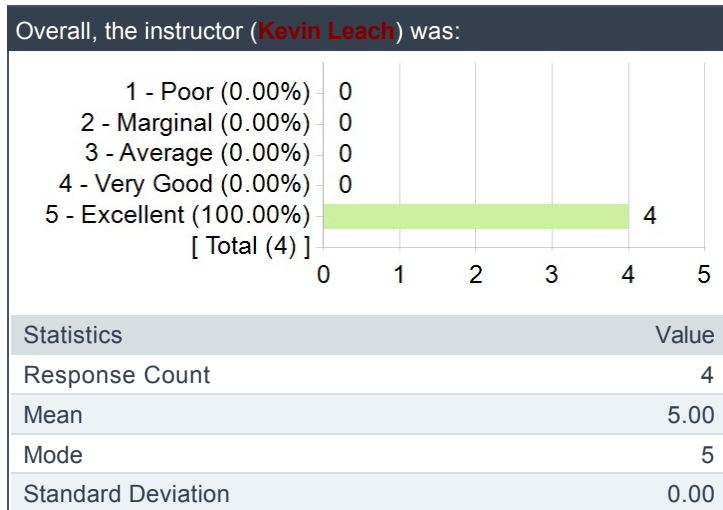
### Questions about this Course (CS 3276, 5276 01):

Question	This Class Section		Department (CS)		School (ENGIN)	
	Mean	Standard Deviation	Mean	Standard Deviation	Mean	Standard Deviation
This course helped me appreciate the significance of the subject matter.	5.00	0.00	4.18	1.04	4.25	0.99
The components of the course, such as class activities, assessments, and assignments, were consistent with the course goals.	5.00	0.00	4.35	0.92	4.38	0.88
The feedback I received during the course was helpful.	4.25	0.96	4.05	1.08	4.13	1.03
I felt comfortable asking questions in this course.	5.00	0.00	4.21	1.03	4.35	0.93
This course helped me consider connections between course material and other areas of my personal, academic, or professional life.	5.00	0.00	4.10	1.08	4.22	1.00
Overall, the course (CS 3276, 5276 01) was:	4.75	0.50	3.84	1.08	3.92	1.05
Compared to other classes, the amount I learned in this course was:	4.75	0.50	3.62	1.06	3.51	1.07
Compared to requirements in other classes, the workload assigned in this class was:	4.50	0.58	3.60	0.96	3.29	1.07

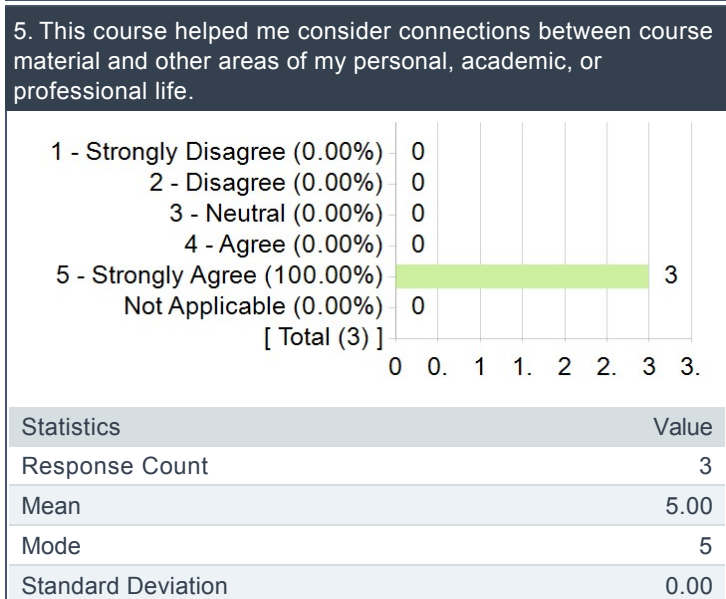
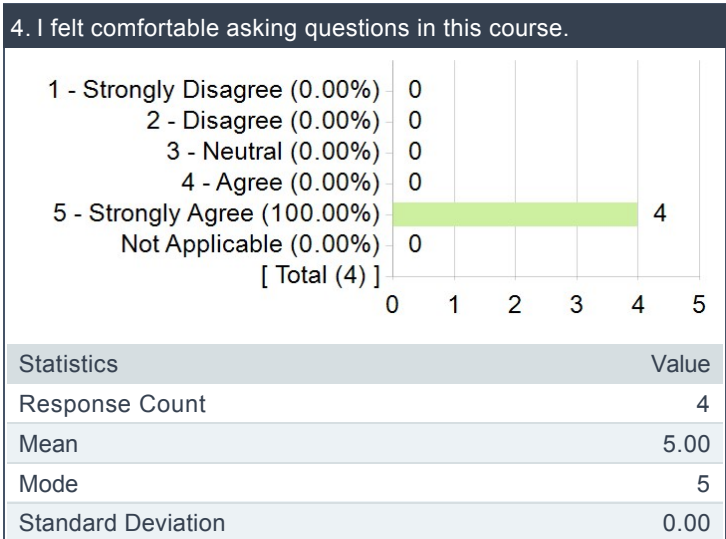
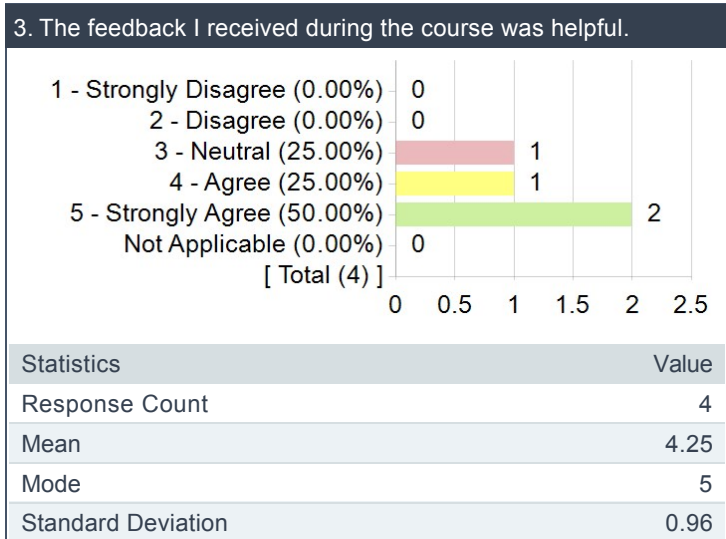
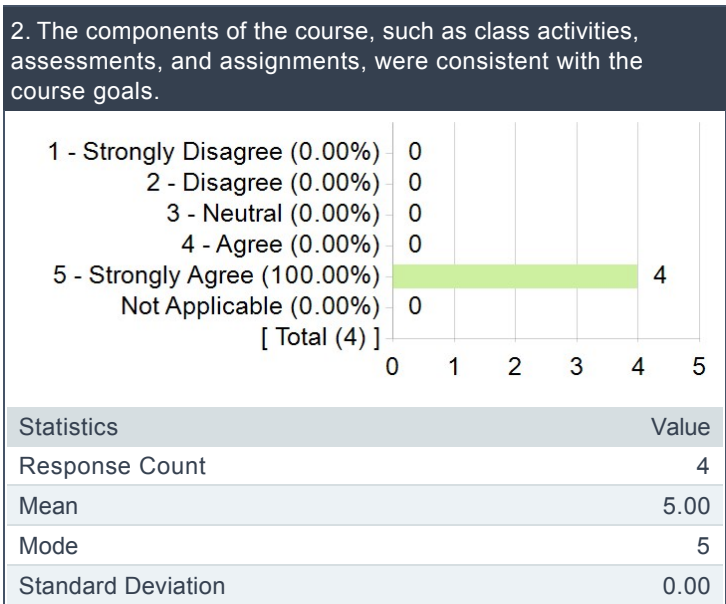
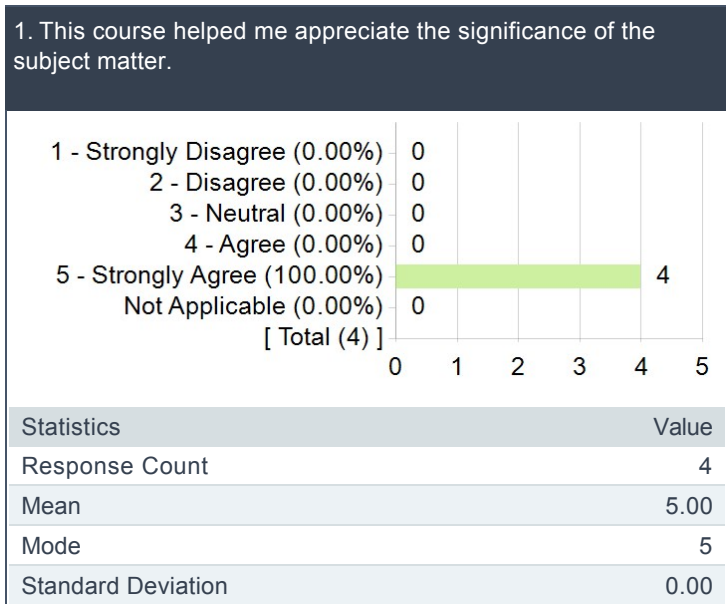
Please respond to the following questions about the instructor (**Kevin Leach**).

<p>1. The instructor helped me understand the core ideas and issues in this subject.</p>	<p>2. The instructor explained what was expected of me in the assignments and assessments for this course.</p>																				
 <p>1 - Strongly Disagree (0.00%) 0                  2 - Disagree (0.00%) 0                  3 - Neutral (0.00%) 0                  4 - Agree (0.00%) 0                  5 - Strongly Agree (100.00%) 4                  Not Applicable (0.00%) 0                  [ Total (4) ]</p>	 <p>1 - Strongly Disagree (0.00%) 0                  2 - Disagree (0.00%) 0                  3 - Neutral (0.00%) 0                  4 - Agree (0.00%) 0                  5 - Strongly Agree (100.00%) 4                  Not Applicable (0.00%) 0                  [ Total (4) ]</p>																				
<table border="1"> <thead> <tr> <th>Statistics</th> <th>Value</th> </tr> </thead> <tbody> <tr> <td>Response Count</td> <td>4</td> </tr> <tr> <td>Mean</td> <td>5.00</td> </tr> <tr> <td>Mode</td> <td>5</td> </tr> <tr> <td>Standard Deviation</td> <td>0.00</td> </tr> </tbody> </table>	Statistics	Value	Response Count	4	Mean	5.00	Mode	5	Standard Deviation	0.00	<table border="1"> <thead> <tr> <th>Statistics</th> <th>Value</th> </tr> </thead> <tbody> <tr> <td>Response Count</td> <td>4</td> </tr> <tr> <td>Mean</td> <td>5.00</td> </tr> <tr> <td>Mode</td> <td>5</td> </tr> <tr> <td>Standard Deviation</td> <td>0.00</td> </tr> </tbody> </table>	Statistics	Value	Response Count	4	Mean	5.00	Mode	5	Standard Deviation	0.00
Statistics	Value																				
Response Count	4																				
Mean	5.00																				
Mode	5																				
Standard Deviation	0.00																				
Statistics	Value																				
Response Count	4																				
Mean	5.00																				
Mode	5																				
Standard Deviation	0.00																				
<p>3. The instructor encouraged critical, original, or creative thinking.</p>	<p>4. The instructor demonstrated interest in students' learning.</p>																				
 <p>1 - Strongly Disagree (0.00%) 0                  2 - Disagree (0.00%) 0                  3 - Neutral (0.00%) 0                  4 - Agree (0.00%) 0                  5 - Strongly Agree (100.00%) 4                  Not Applicable (0.00%) 0                  [ Total (4) ]</p>	 <p>1 - Strongly Disagree (0.00%) 0                  2 - Disagree (0.00%) 0                  3 - Neutral (0.00%) 0                  4 - Agree (0.00%) 0                  5 - Strongly Agree (100.00%) 4                  Not Applicable (0.00%) 0                  [ Total (4) ]</p>																				
<table border="1"> <thead> <tr> <th>Statistics</th> <th>Value</th> </tr> </thead> <tbody> <tr> <td>Response Count</td> <td>4</td> </tr> <tr> <td>Mean</td> <td>5.00</td> </tr> <tr> <td>Mode</td> <td>5</td> </tr> <tr> <td>Standard Deviation</td> <td>0.00</td> </tr> </tbody> </table>	Statistics	Value	Response Count	4	Mean	5.00	Mode	5	Standard Deviation	0.00	<table border="1"> <thead> <tr> <th>Statistics</th> <th>Value</th> </tr> </thead> <tbody> <tr> <td>Response Count</td> <td>4</td> </tr> <tr> <td>Mean</td> <td>5.00</td> </tr> <tr> <td>Mode</td> <td>5</td> </tr> <tr> <td>Standard Deviation</td> <td>0.00</td> </tr> </tbody> </table>	Statistics	Value	Response Count	4	Mean	5.00	Mode	5	Standard Deviation	0.00
Statistics	Value																				
Response Count	4																				
Mean	5.00																				
Mode	5																				
Standard Deviation	0.00																				
Statistics	Value																				
Response Count	4																				
Mean	5.00																				
Mode	5																				
Standard Deviation	0.00																				
<p>5. The instructor used class time productively.</p>	<p>6. The instructor created a welcoming and inclusive classroom environment.</p>																				
 <p>1 - Strongly Disagree (0.00%) 0                  2 - Disagree (0.00%) 0                  3 - Neutral (0.00%) 0                  4 - Agree (0.00%) 0                  5 - Strongly Agree (100.00%) 4                  Not Applicable (0.00%) 0                  [ Total (4) ]</p>	 <p>1 - Strongly Disagree (0.00%) 0                  2 - Disagree (0.00%) 0                  3 - Neutral (0.00%) 0                  4 - Agree (0.00%) 0                  5 - Strongly Agree (100.00%) 4                  Not Applicable (0.00%) 0                  [ Total (4) ]</p>																				
<table border="1"> <thead> <tr> <th>Statistics</th> <th>Value</th> </tr> </thead> <tbody> <tr> <td>Response Count</td> <td>4</td> </tr> <tr> <td>Mean</td> <td>5.00</td> </tr> <tr> <td>Mode</td> <td>5</td> </tr> <tr> <td>Standard Deviation</td> <td>0.00</td> </tr> </tbody> </table>	Statistics	Value	Response Count	4	Mean	5.00	Mode	5	Standard Deviation	0.00	<table border="1"> <thead> <tr> <th>Statistics</th> <th>Value</th> </tr> </thead> <tbody> <tr> <td>Response Count</td> <td>4</td> </tr> <tr> <td>Mean</td> <td>5.00</td> </tr> <tr> <td>Mode</td> <td>5</td> </tr> <tr> <td>Standard Deviation</td> <td>0.00</td> </tr> </tbody> </table>	Statistics	Value	Response Count	4	Mean	5.00	Mode	5	Standard Deviation	0.00
Statistics	Value																				
Response Count	4																				
Mean	5.00																				
Mode	5																				
Standard Deviation	0.00																				
Statistics	Value																				
Response Count	4																				
Mean	5.00																				
Mode	5																				
Standard Deviation	0.00																				

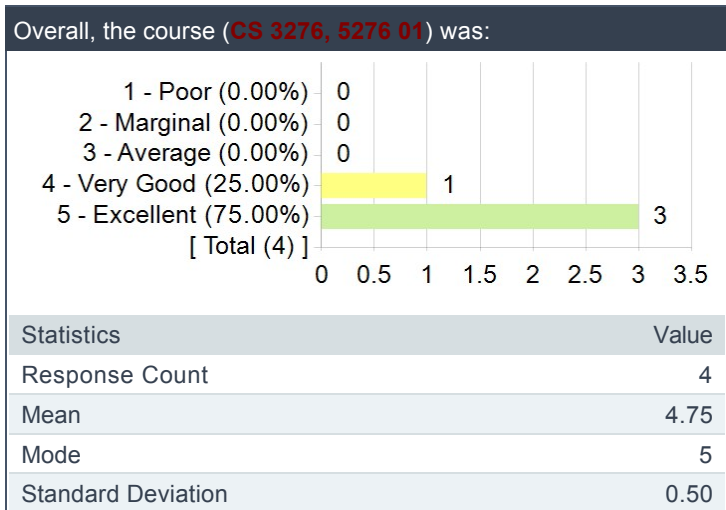
Overall, the instructor (Kevin Leach) was:



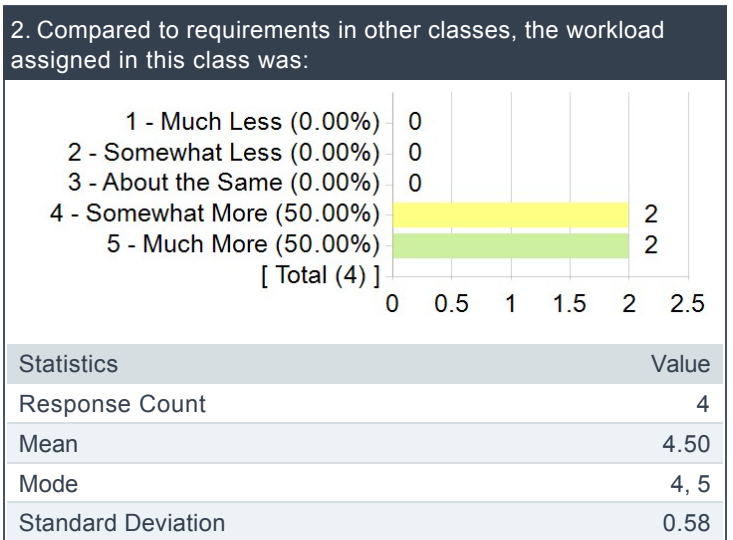
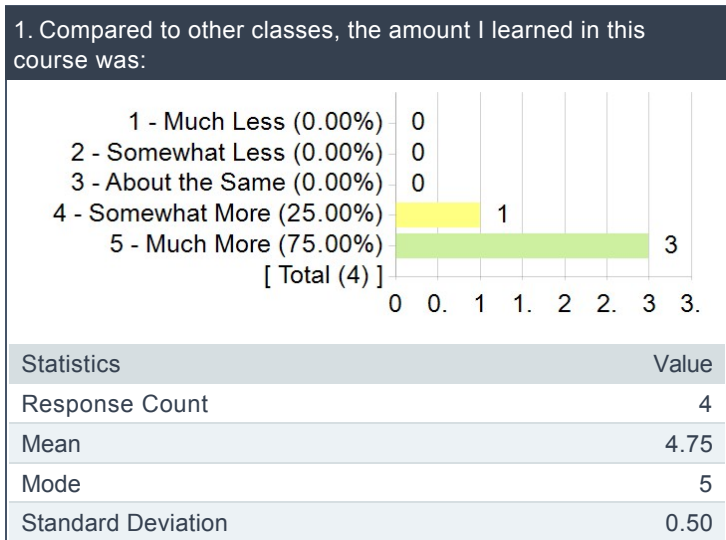
**Questions About This Course (CS 3276, 5276 01):**



**Overall the course was:**



**Questions About This Course (CS 3276, 5276 01):**



## What elements of the course (CS 3276, 5276 01) most contributed to your learning?

### Comments

The structure of the programming assignments. Working on each intermediate representation individually helped develop a strong understanding of the end-to-end flow of a compiler.

help me a lot in understanding compiler and assmeble code.

## What improvements to the course (CS 3276, 5276 01) would you recommend?

### Comments

reduce the amount of exam questions

## Do you have any other comments?

### Comments

Out of all of the CS classes that I have taken at Vanderbilt, this was the outright hardest one. I spent hours upon hours on the programming assignments and also reviewing materials for the exam. There were so many times where I was genuinely contemplating withdrawing from the class because I was unsure if it was worth putting all of this effort into the class. However, I am very happy that I did not withdraw. For every other class that I've taken here, I know that maybe after 6 months I will probably have forgotten most of the information. I don't think I can ever forget the information that I have learned regarding compilers. For better or for worse, I will forever have compilers ingrained in my head. I also realized how much I love low-level computation compared to the high-level stuff that I have done in the past.

10/10 Probably would not do AGAIN but I am happy that I did it

helpful course